

# NOTE ON THE USE OF PHOTOGRAPHS

Please note that this material is being circulated for the personal educational use of the student of the *TAS Empid* class. Please do not distribute, copy, post, share, or further disseminate any of this material.

Most of the photographs used in these presentations are credited to the eBird contributors named in the photographs and to the Macaulay Library of The Cornell Laboratory of Ornithology. Other photographs are credited as indicated.

# QUIZ A

WHAT CHARACTERISTICS DO ALL  
EMPIDS (GENERALLY) SHARE?

## QUIZ B

HOW MANY EASTERN EMPIDS ?  
HOW MANY WESTERN EMPIDS ?  
CAN YOU NAME THEM ?

# QUIZ C

## “BUT FIRST, IS IT AN EMPID?”

- ▶ Determine which of several photos are Empids and which are not.
- ▶ (Write it down, then wait for everyone.)

1



Photo by Michael Warner

2



Photo by Jim Merritt

QUIZ C

Group A

4



Photo by Judy Hwa

3



Photo by Don-Jean Léandri-Breton

1



Photo by August Davidson-Onsgard

QUIZ C  
Group B

2



Photo by Sharrif Uddin

4



Photo by Jack Williamson

3



Photo by David Beadle

1




Photo by Linda Chittum

## QUIZ C

# Group C

2



Photo by Etienne Artigau

4



Photo by Herb Elliot

3



Photo by Arlene Ripley

1



Photo by Sam Hough

QUIZ C

Group D

2



Photo by Mark Chavez

4



Photo by Ryan Merrill

3



Photo by Francis Canto jr.

QUIZ D  
“SORT WESTERN EMPIRES  
INTO GROUPS?”



Re-Sort these  
Western  
Empids into  
groups



QUIZ D

**QUIZ E:  
PRIMARY PROJECTION  
(EACH PAGE = 1 SPECIE)**

# QUIZ E: PRIMARY PROJECTION – SPECIES 1



Photo by Albert Linkowski



Photo by Justin Bosler

# QUIZ E : PRIMARY PROJECTION – SPECIES 2



Photo by Gil Ewing



Photo by Nigel Voaden

# QUIZ E : PRIMARY PROJECTION – SPECIES 3



Photo by Vickie Derr



Photo by Caleb Strand



Photo by Jerry Ting

# QUIZ E : PRIMARY PROJECTION – SPECIES 4



Photo by Paul Suchanek



Photo by David Zitten

# QUIZ F STRUCTURE

PUT A NAME WITH EACH  
EMPID

(3 PIX/PAGE –1 SPECIES)

# QUIZ F SPECIES 1



Photo by Terrance Zahner



Photo by Darren Clarke



Photo by Sean Fitzgerald

# QUIZ F SPECIES 2



Photo by Caleb Strand



Photo by Cameron Rutt



Photo by Charles Lyon

# QUIZ F SPECIES 3



Photo by Kevin Metcalf



Photo by Brian Hicks



Photo by Alvan Buckley

# QUIZ F SPECIES 4



Photo by Tom Myers



Photo by Eric Michael



Photo by Matt Davis

# QUIZ F SPECIES 5



Photo by Jacob Garvelink



Photo by Jim Merritt



Photo by Logan Lalonde

# QUIZ F SPECIES 6



Photo by Johanne Chafette



Photo by Brian Sullivan



Photo by Jeremiah Tremble

# QUIZ F SPECIES 7




Photo by Teresa Moulton



Photo by Vic Samstag



Photo by Levi Plummer



QUIZ G  
MATCH DESCRIPTION WITH  
SPECIES

# QUIZ G

## MATCH DESCRIPTION WITH SPECIES

### ► Clues:

1. Conspicuous, and usually narrowed at top & broadened behind eye (often to a point).
2. White & well-developed, but not always conspicuous.
3. Usually conspicuous, complete, well-defined & frequently thicker behind eye.
4. Inconspicuous but complete.

# QUIZ G

## MATCH DESCRIPTION & SPECIES

### ► Clues:

1. Conspicuous, and usually narrowed at top & broadened behind eye (often to a point). **“Western”**
2. **White** & well-developed, but not always conspicuous.  
**Dusky**
3. Usually conspicuous, complete, well-defined & frequently thicker behind eye. **Hammond’s**
4. Inconspicuous but complete. **Gray**

QUIZ H  
EYE-RING  
(ONE SPECIES PER PAGE)


# QUIZ H: EYE RING – BIRD 1

Photo by Gerald Romanchuk



Photo by Jake Mohlman

# QUIZ H: EYE RING – BIRD 2



# QUIZ H: EYE RING – BIRD 3



Photo by Rick Courtney



Photo by Del Nelson

# QUIZ H: EYE RING – BIRD 4



Photo by Edward Jordan



Photo by Dave Jurasevich

# QUIZ H: EYE RING – BIRD 5

Photo by Sharyn Isom



Photo by Neil Rucker

QUIZ H:  
EYE-RING  
(ONE SPECIES PER PAGE)

ANSWERS

# QUIZ H: EYE RING – BIRD 1

## Dusky

White & well-developed, but not always conspicuous. May be broken or show “spectacles”.



# QUIZ H: EYE RING – BIRD 2

## Least

Bold, complete, but messy eye-ring. Of uniform width. Often shows a white "kick" or "teardrop" in rear.



Photo by Kevin Metcalf



Photo by Karla Treinen

# QUIZ H: EYE RING – BIRD 3

**“Western”**

Conspicuous, and usually narrowed at top & broadened behind eye (often to a point).



# QUIZ H: EYE RING – BIRD 4

## Hammond's

Usually conspicuous,  
complete, well-defined &  
frequently thicker behind  
eye.



# QUIZ H: EYE RING – BIRD 5

**Gray**

Inconspicuous but complete. Some show “spectacles”.

Photo by Sharyn Isom



Photo by Neil Rucker

**QUIZ I: HEAD, THROAT, & FACE  
COLOR & CONTRAST**

**(ONE SPECIES PER PAGE)**

# QUIZ I: HEAD, THROAT, & FACE COLOR & CONTRAST SPECIES 1



Photo by Steven Mlodinow



Photo by Sharyn Isom

# QUIZ I: HEAD, THROAT, & FACE COLOR & CONTRAST SPECIES 2

Photo by Dan Jones



Photo by Michael Woodruff

# QUIZ I: HEAD, THROAT, & FACE COLOR & CONTRAST SPECIES 3

Photo by Charlotte Morris



Photo by Mark Stephenson

# QUIZ I: HEAD, THROAT, & FACE COLOR & CONTRAST SPECIES 4

Photo by Brad Imhoff



Photo by Liron Gertsman

# QUIZ I: HEAD, THROAT, & FACE COLOR & CONTRAST SPECIES 5



Photo by Tina Toth



Photo by Jordan Roderick

# QUIZ I: HEAD, THROAT, & FACE COLOR & CONTRAST SPECIES 6



Photo by Sam Hough



Photo by Barbara Taylor